

Achievement in


N U M E R A C Y

A N D

L I T E R A C Y

A BASELINE ASSESSMENT SYSTEM

• EDINBURGH •
THE CITY OF EDINBURGH COUNCIL
EDUCATION



PRINT CONCEPTS

Give the child a book, front up. Ask him/her not to open it just yet. Tell the child that Mairi's son Jimmy is learning about books, words and letters just like him/her.

- 2.1 Ask the child to show you the back of the book. score 1
- 2.2 Ask the child to show you the front of the book. score 1
- 2.3 Ask the child to point to the title of the book. score 1
- 2.4 Ask the child to point to the name of the writer, the author. score 1
- 2.5 Ask the child to open the book and point to where we read the story. score 1
- 2.6 Ask the child to show you the way (the direction) in which we read the words. score 1

Lay out the three word cards, the three letter cards and two of the number cards (4 and 5) at random in two rows.

Explain that you have put out some cards, some with words on them, some with letters on them and some with numbers on them.

- 2.7 Ask the child to look at the cards. Ask him/her to sort them into three piles: put all the words together, all the letters together and all the numbers together.
 - For words sorted score 1
 - For letters sorted score 1

If the child does not sort the cards correctly, put them into the correct piles yourself.

- 2.8 Ask the child to point to the pile of words. score 1
 Ask the child to point to the pile of letters. score 1



Put the cards away.

2.9 Ask the child to look at the picture on the right. Point to the picture and say it is a man. Tell the child that you want him/her to find the picture below that rhymes with man. Ask the child to listen carefully. Point to the pictures, saying the words **bag**, **rock**, **pan**. Repeat them.

Ask the child to point to the picture that rhymes with man.

For pan

score 1



Explain to the child that you are going to show him/her pictures of three things. Say that you want him/her to listen carefully and find the one that does **not** begin with the same sound, is different, is the odd one out. Say that you will do the first one so that he/she knows what to do.

Practice Item

Point to the pictures below, and say the words **box, jug, banana**. Repeat them. Say that jug does not begin with the same sound, is different, is the odd one out.

